



### District Report Card: 2017


<b>State:</b> Punjab	<b>District:</b> Bathinda
<b>Class:</b> 8	<b>Subject:</b> Language
<b>Schools:</b> 51	<b>Students:</b> 1398


### Participation/Coverage


#### Students

<b>GENDER</b> 	Boys		Girls	
	Number	%	Number	%
	697	49.86	701	50.14

<b>AREA</b> 	Rural		Urban	
	Number	%	Number	%
	1028	73.53	370	26.47

<b>CATEGORY</b> 	SC		ST		OBC		GEN	
	Number	%	Number	%	Number	%	Number	%
	898	64.23	10	0.72	206	14.74	284	20.31

<b>CWSN</b> 	LD	VI	HI	S&LD	ID	Oth
	2	6	6	3	1	14

<b>Management</b> 	Government		Government-aided	
	Number	%	Number	%
	1308	93.56	90	6.44

### Average Performance of Students in Language (%)

Overall	Gender		Area		Management		Social Group			
	Male	Female	Rural	Urban	Govt.	Aided	SC	ST	OBC	GEN
42.75	37.97	47.50	43.40	40.94	43.07	38.15	41.73	36.67	46.93	43.17

### Performance on Learning Outcomes (LOs)

Learning Outcomes	Description	Average Performance(%)
L813	Read textual/non-textual materials with comprehension and identifies the details, characters, main idea and sequence of ideas and events while reading	42.75

Range of Performance of Students who Answered Correctly							
Below 30%		30% - 50%		50% - 75%		Above 75%	
Number	%	Number	%	Number	%	Number	%
460	32.90	265	18.96	501	35.84	172	12.30

### Lowest Performing Learning Outcomes (LOs)

1 - Read textual/non-textual materials with comprehension and identifies the details, characters, main idea and sequence of ideas and events while reading (42.75)